

National Chapter Survey Results

2015 - 2016

snapshot of the Movement

reporting institutions

Total Survey Respondents: 168 (78% of Break Away chapters)

Attributes

Public	36% (60)
Private	63% (106)
Liberal arts	32% (54)
Research	28% (47)
Four-year	83% (140)
Two-year	2% (5)

Affiliations

Religious	13% (21)
Other*	4% (6)

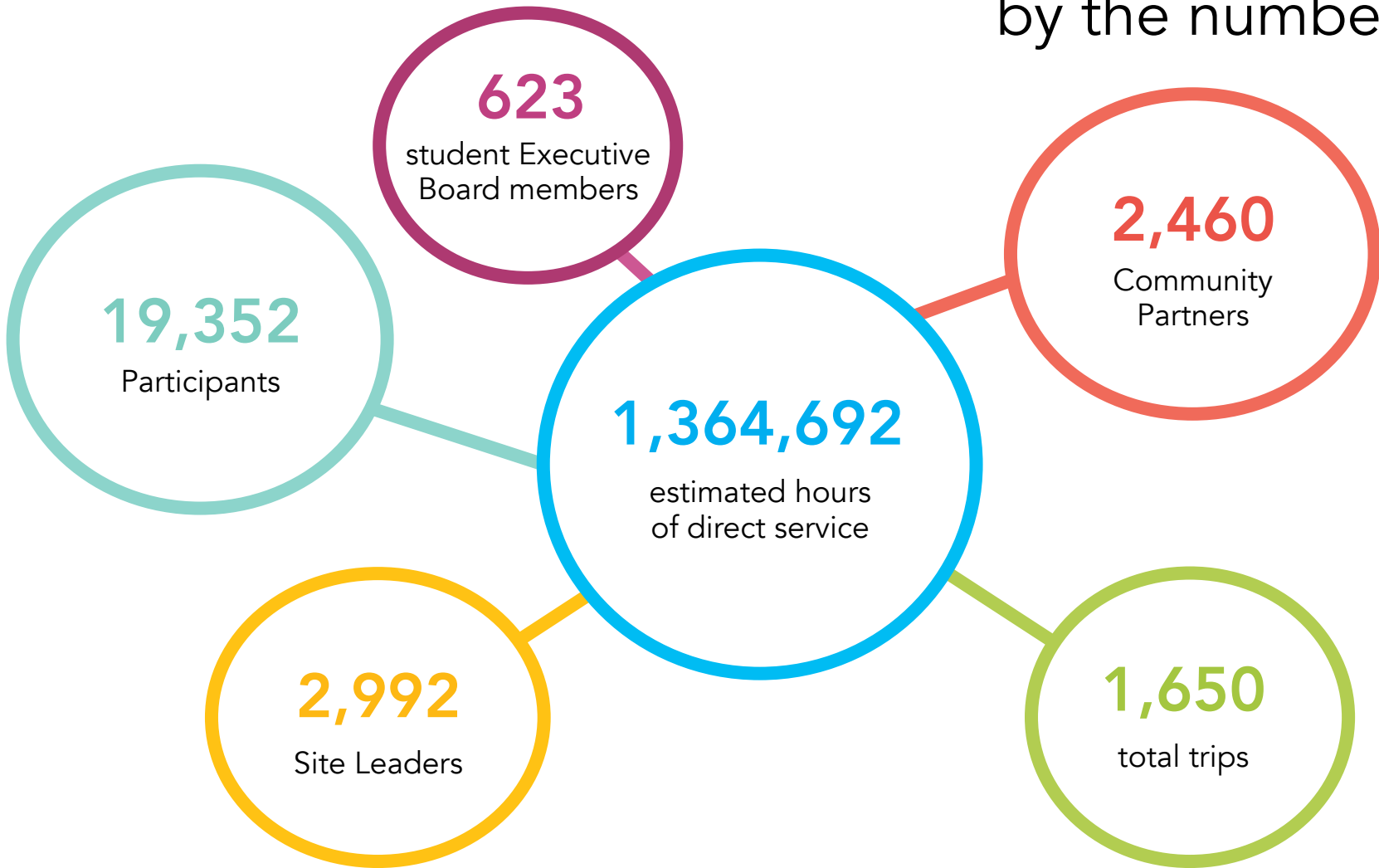
Break Away Membership

Advantage	47% (79)
Associate	53% (89)

*Historically Black College/University (HBCU); Women's Institution; Co-op; Work College

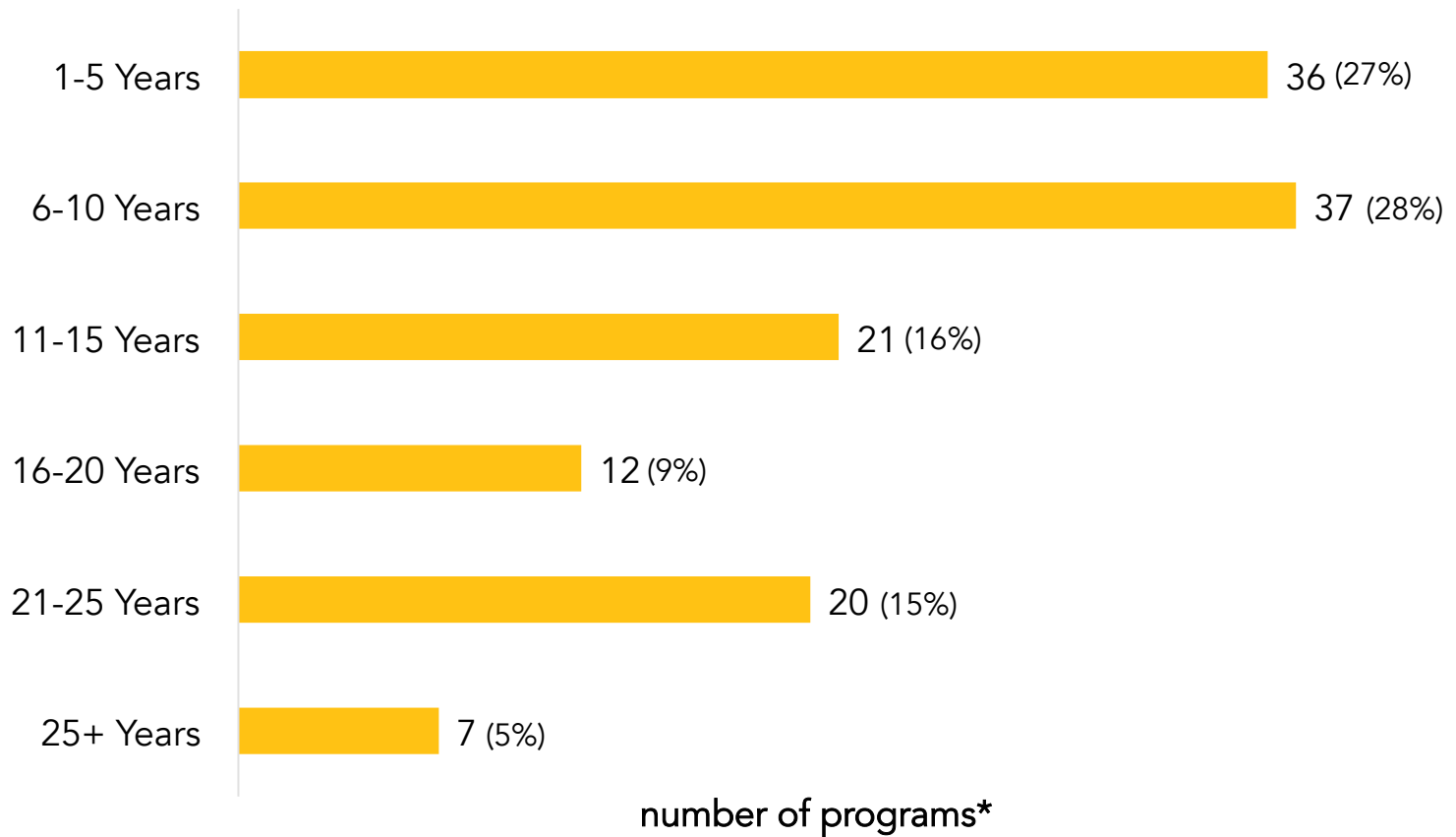
snapshot of the Movement

by the numbers



snapshot of the Movement

age of alternative break programs



*133 programs reported

snapshot of the Movement

number of trips by season

1,650

total trips

International | 254 trips (15%)

Spring | 113 trips

Summer | 61 trips

Fall | 1 trip

Winter | 79 trips

Domestic | 1,396 trips (85%)

Spring | 928 trips

Summer | 84 trips

Fall | 120 trips

Winter | 264 trips

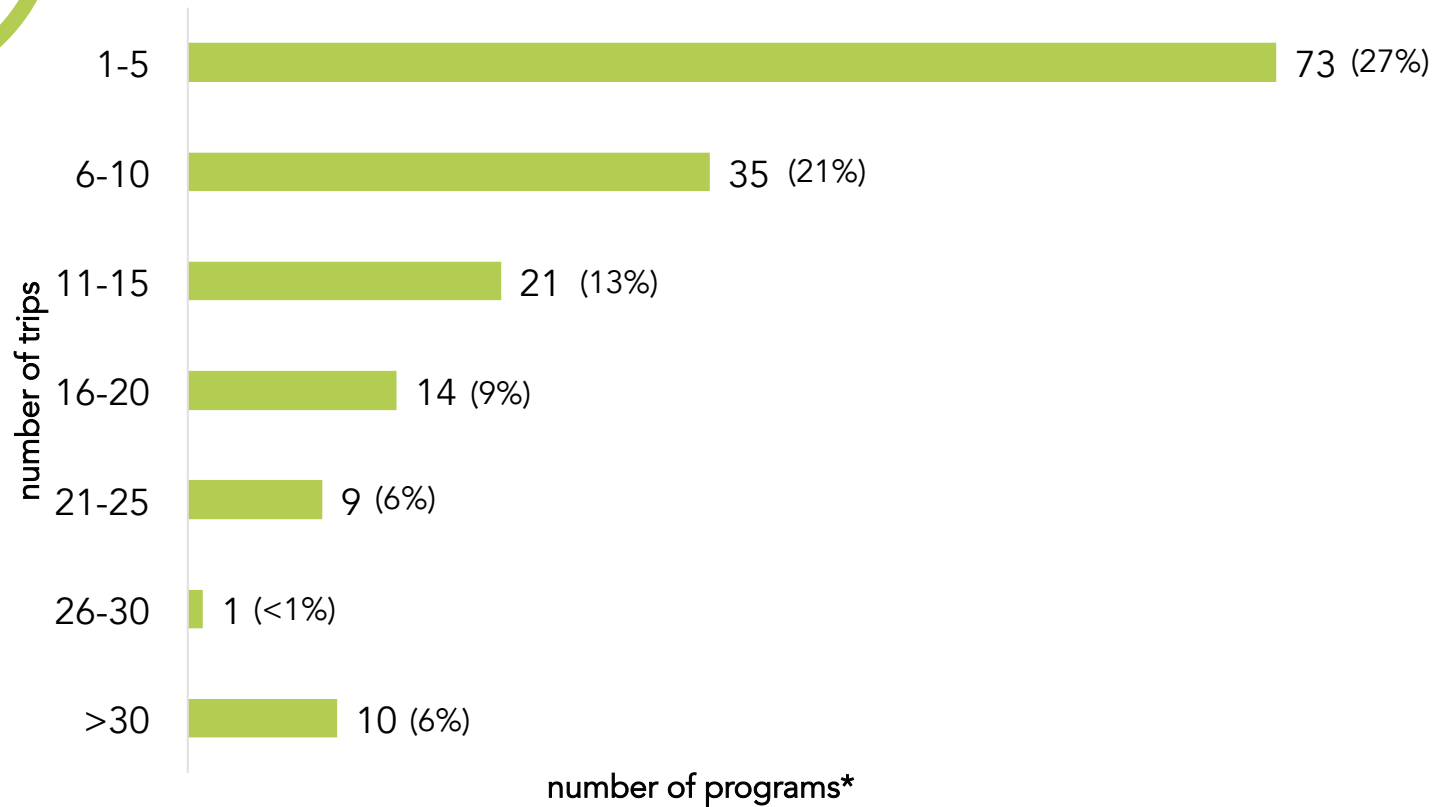
Weekend | 182 trips

snapshot of the Movement

number of trips by *program*

1,650

total trips



*163 programs reported

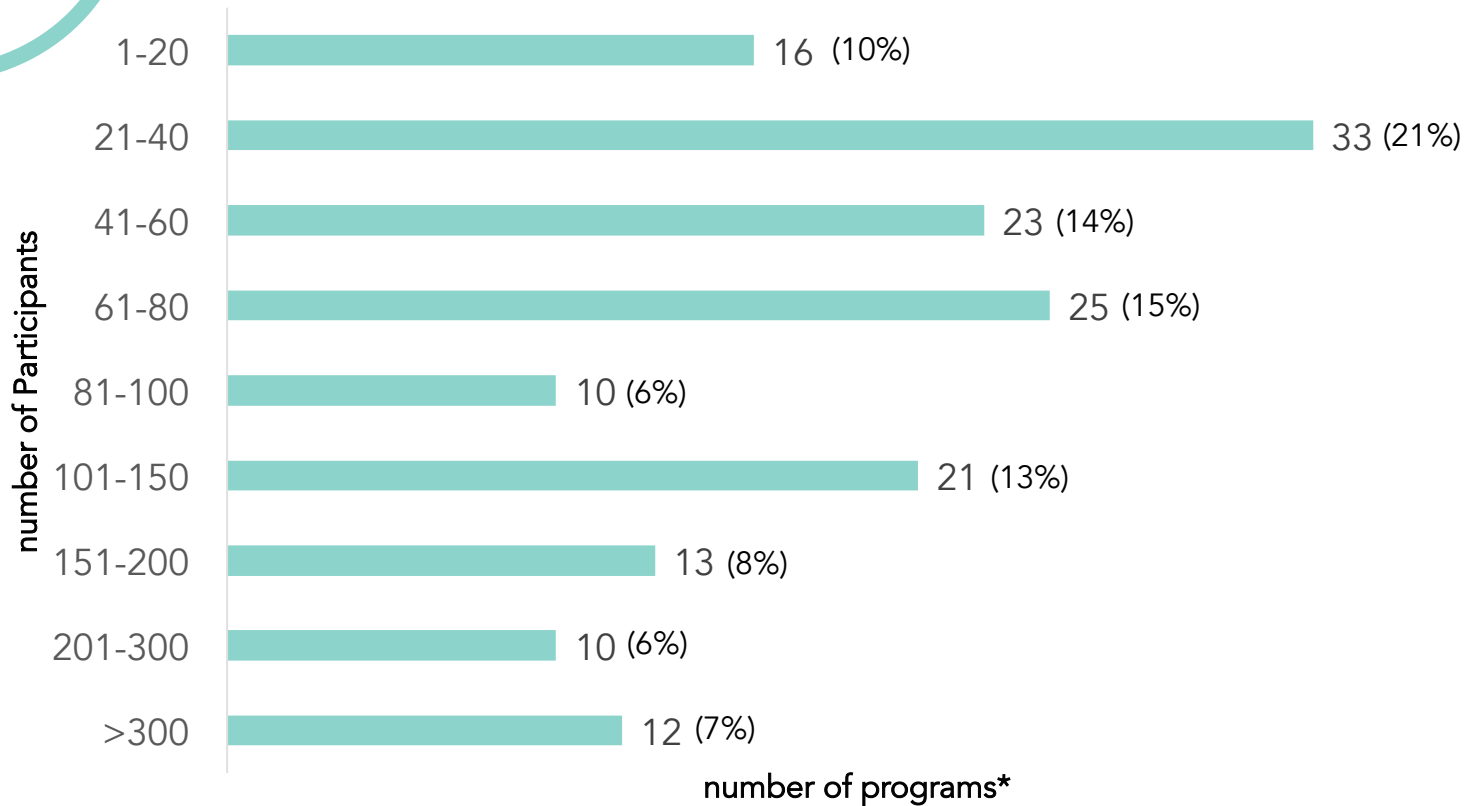
snapshot of the Movement

number of Participants by *program*

19,352

Participants

average number of Participants per trip: 10.56



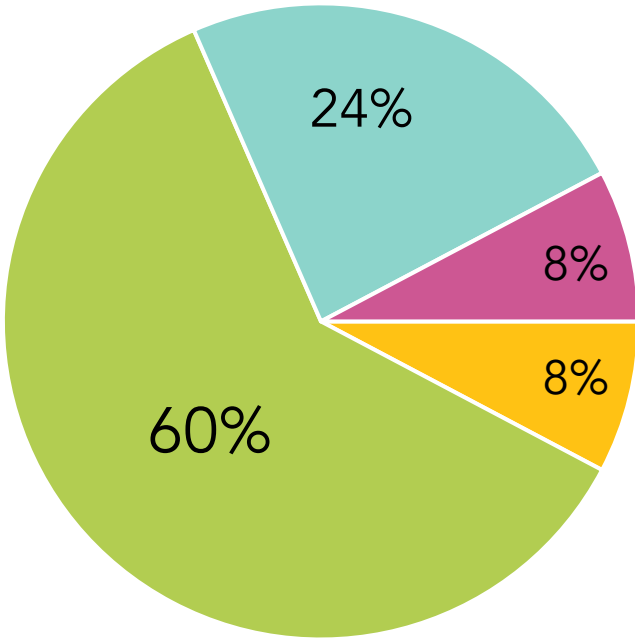
*163 programs reported

community partnerships

Community Partner relationships

2,460
Community Partners

Returning Community Partners: 1,177 (48%)



- Pursue new community partners from year to year.
- Strive to have a balance of "return" community partners and new community partners.
- Actively pursue long-term relationships with community partners.
- No Response

trip focus areas

top ten

- 1 Environment
- 2 Housing & Homelessness
- 3 Education
- 4 Food & Hunger
- 5 Health (HIV/AIDS, mental health, addiction, public health)
- 6 Youth Development
- 7 Animal Welfare
- 8 Immigration & Refugee Resettlement
- 9 Disaster Recovery & Rebuilding
- 10 Ableism & Disabilities

trip focus areas

innovative trips + powerful titles

New York University

Early Childhood Education, Equality and Community Resilience

University of Idaho

Restoring Wetlands Communities: Growing Roots for the Future

Rutgers University

The American Dream: Bridging the Immigration and Education Gap

Southern Methodist University

Farm to Table: Sustainable Food Practices to Fight Hunger in America

Agnes Scott College

Katrina 10 Years Later: Gentrification, Education, and Employment

University of Maryland

The Myth of the Melting Pot: Refugee and Immigrant Rights

University of California, San Diego

Empowering Women Post-Incarceration Through Child-care and Reintegration

Baldwin Wallace University

Honeymoon's Over: Life after Marriage Equality - LGBT Advocacy and Support

Gettysburg College

Onondaga Land Rights and Environmental Justice

student leadership

Participant selection

19,352

Participants

Selections Process

Application only	45%
Written application, personal interview	22%
Written application, group interview	10%
Sign up: first come, first served	10%
Other (varies by program and/or trip)	9%
Lottery system	3%
No response	2%

71% of programs offer full/partial scholarships to Participants

2,992

Site Leaders

623

student Executive
Board members

student leadership

by *program* and *trip*

Program Student Led?

Yes, completely.	10%
For the most part. We have staff who serve certain roles, but it's mostly student-led.	38%
Split pretty evenly between student and staff leadership.	24%
Almost completely staff-led.	27%
No response.	1%

Trips Student Led?

Yes, completely.	33%
For the most part. We have staff who serve certain roles, but it's mostly student-led.	46%
Split pretty evenly between student and staff leadership.	12%
Almost completely staff-led.	8%
No response.	1%

staff + faculty

roles of Trip Advisors

Are faculty and/or staff required on trips?

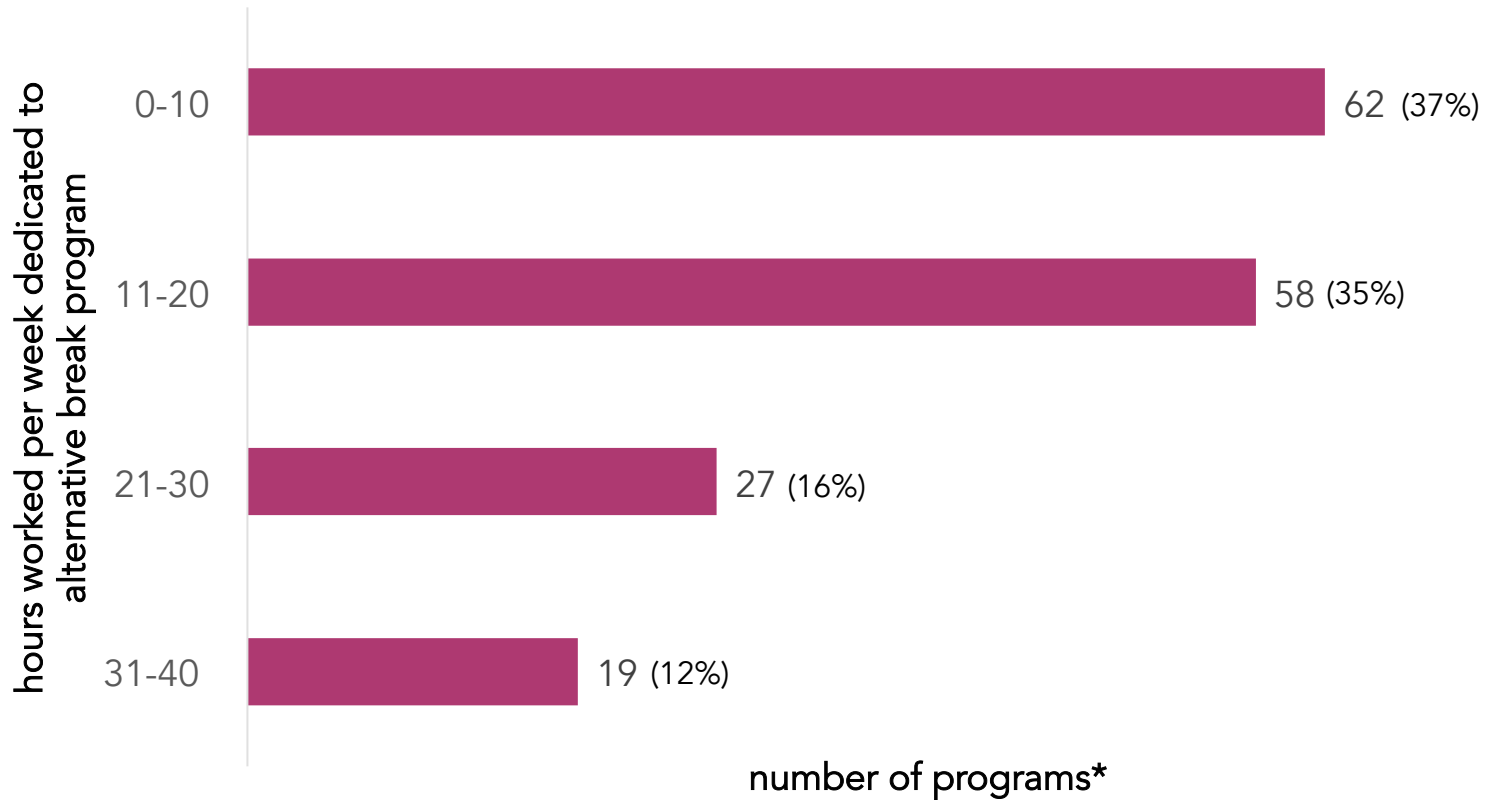
Yes	64%
Some trips, but not all	8%
Not required, but encouraged	4%
No	20%
No response	4%

Faculty + Staff Role on trips

Full participants - no extra or special responsibilities	34%
Crisis management/emergency: alcohol, personal safety	92%
Van drivers	79%
Money handlers	70%
Learning partners: issue-specific educators	40%
Reflection facilitators	30%
Logistics	36%
Trip leaders (with or without the help of student co-leader)	22%
Other	17%

staff + faculty

Staff Advisor time commitment



*166 programs reported

alternative break housing

housing partnerships

Percent of Programs using each housing type

On-site volunteer housing provided by Community Partner	73%
Religious/spiritual building	68%
Community Center (YMCA, city rec center, etc.)	45%
Hostel	44%
Campground	33%
Hotel	32%
Homestays (<i>not</i> family, friends, alumni)	23%
Airbnb™	19%
Private Homes (family, friends, alumni)	14%

alternative break finances

average housing and trip costs

total trips with free housing: 419

Housing (per night, per participant)	Median	Programs Reported
Least Expensive	\$6-10	141
Most Expensive	\$26-30	149

Trips*	Advertised Price	True Cost
Domestic Driving	\$251	\$345
Domestic Flying	\$472	\$699
International	\$1,227	\$1,574

**121 programs reporting*

alternative break finances

source of program funding

Percent of Total Trip Funding

Participant fees (out-of-pocket deposits due with application)	38%
Office budget (granted through the center that houses the program)	24%
Student government	11%
Participant fundraising (program events, campaigns)	10%
University administration (Office of the President, etc.)	3%
Grants	2%
Other	2%
University endowment	1%
Corporate donations	0.3%
Local businesses	0.3%

largest programs

School	Participants	# Trips
University of Missouri	1,881	158
The Ohio State University	1,207	89
University of Connecticut	801	32
Central Michigan University	696	64
James Madison University	615	45
Vanderbilt University	580	42
University of Maryland, College Park	516	34
University of Georgia	490	25
University of Michigan-Ann Arbor	456	37
Appalachian State University	388	34

most breakers on campus

School	Participants
Alma College	13.7%
Buena Vista University	12.3%
Rollins College	11.9%
Warren Wilson College	10.6%
Vanderbilt University	8.4%
Cornell College	8.2%
St. Norbert College	7.1%
University of Missouri	6.8%
Elon University	6.3%
Merrimack College	6.1%

THANK YOU

to all participating institutions

Agnes Scott College

Alma College

Alvernia University

American University

Appalachian State University

Auburn University

Baldwin Wallace University

Boise State University

Bowdoin College

Bowling Green State University

Brandeis University

Bridgewater State University

Buena Vista University

California Lutheran University

California State University-San Bernardino

Carroll University

Case Western Reserve University

Central Michigan University

Claflin University

Coastal Carolina University

Colby College

College of Charleston

College of William and Mary

Community College of Baltimore County (CCBC)

Cornell College

Dalton State

Davidson College

Denison

DePauw University

East Tennessee State University (ETSU)

Eastern Kentucky University

Eastern Michigan University

Elon University

Endicott College

Florida Atlantic University

Florida International University

Florida State University

Fresno State

George Mason University

Georgia Southern University

Georgia State University

Gettysburg College

Grand Valley State University

Hamline University

Howard Community College

Illinois State University

Indiana University

Indiana University - Kelley School of Business

James Madison University

Johnson State College

Kansas State University

Keene State College

Kennesaw State University

La Salle University

Lafayette College

Lasell College

Lehigh University

Linfield College

Lock Haven University

Loyola Marymount University

Marietta College

Massachusetts Institute of Technology

Merrimack College

Metropolitan State University of Denver

Michigan State University

Middlebury College

Millersville University

Missouri State University

Missouri University of Science and Technology

Mitchell College

Nazareth College

New York University

Northeastern Illinois University

Northeastern University

Northern Illinois University

Northwestern University

Nova Southeastern University

Oberlin College

Oglethorpe University

Old Dominion University

Oregon State University

Penn State University

Presentation College

Princeton University

Roanoke College

Rollins College

Rutgers University - New Brunswick

Salt Lake Community College

Sam Houston State University

THANK YOU

to all participating institutions

Snow College	The University of Akron	University of Florida	University of Northern Colorado	University of Wisconsin Oshkosh
Sonoma State University	The University of Alabama	University of Georgia	University of Oregon	University of Wisconsin-Madison
Southern Illinois University Edwardsville	The University of Arizona	University of Houston	University of Pennsylvania	University of Wyoming
Southern Methodist University (SMU)	The University of Utah	University of Idaho	University of South Carolina	USC Upstate
Southern New Hampshire University	Towson University	University of Iowa	University of South Carolina Aiken	Utah State University
Southern Utah University	Transylvania University	University of Kentucky	University of South Florida Sarasota-Manatee	Utah Valley University
Southwestern University	Tulane University	University of Louisville	University of South Florida, St. Petersburg	Vanderbilt University
Spelman College	University at Buffalo	University of Maine	University of South Florida-Tampa	VCU
St. Norbert College	University of Alabama at Birmingham	University of Maryland, College Park	University of Tampa	Warren Wilson College
Stanford University	University of California, San Diego (UCSD)	University of Massachusetts Boston	University of Texas at Austin	Wartburg College
Stephen F. Austin State University	University of Central Florida	University of Miami	University of Vermont	Washington University in St. Louis
SUNY Buffalo State College	University of Central Oklahoma	University of Michigan-Ann Arbor	University of Washington Tacoma	Weber State University
Texas State University	University of Colorado Boulder	University of Missouri	University of West Georgia	West Chester University of Pennsylvania
Texas Tech University	University of Colorado Denver	University of Nevada Las Vegas	University of Wisconsin - Stevens Point	Wichita State University
The George Washington University	University of Connecticut	University of North Alabama		Widener University
The Ohio State University	University of Delaware	University of North Carolina at Greensboro		Wingate University
				Xavier University



We appreciate your participation in the national survey.

Thank you for your dedication to the Movement.