


**break
away**



NATIONAL CHAPTER SURVEY

2014-2015 RESULTS

TYPE OF REPORTING INSTITUTIONS

- Four-Year – 80% (131)
- Public - 64% (105)
- Private - 35% (57)
- Liberal Arts - 34% (55)
- Research - 28% (45)
- Religious - 9% (15)
- Secular - 10% (17)
- Two-Year - 6% (9)
- Other* - 4% (7)

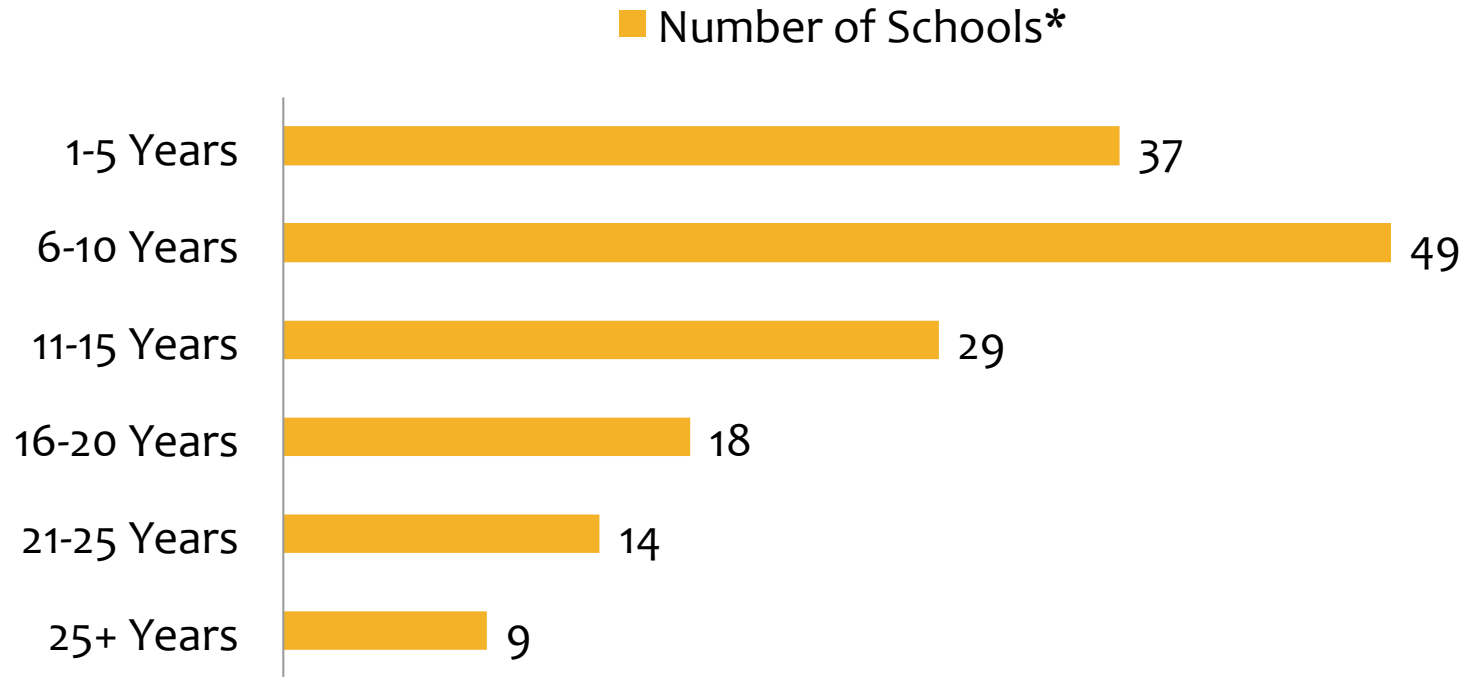
67 Advantage schools and 96 Associate schools completed the survey

91% of all Break Away Chapter Schools with programs

2014 – 2015 National Chapter Survey
Break Away: The Alternative Break Connection

**Historically Black College/University (HBCU); Urban Serving; STEM; Not-for-Profit; Women's Institution; Urban, Commuter; Includes Medical Campus.*

AGE OF ALTERNATIVE BREAK PROGRAMS



2014 – 2015 National Chapter Survey
Break Away: The Alternative Break Connection

**7 institutions indicated that they were unsure.*

**break
away**

3,100 Site Leaders

**717 Student
Executive
Board Members**

19,966 Participants

A SNAPSHOT OF THE MOVEMENT

**1,229,903 Estimated
Hours of Direct
Service**

1,837 Total Trips

**2,593
Community
Partners**

ALTERNATIVE BREAKS IN 2014 - 2015

1,837 total

International | 247 Trips

- **Spring** | 111 Trips
- **Summer** | 61 Trips
- **Fall** | 3 Trips
- **Winter** | 72 Trips

Domestic | 1,590 Trips

- **Spring** | 920 Trips
- **Summer** | 87 Trips
- **Fall** | 182 Trips
- **Winter** | 240 Trips
- **Weekend** | 161 Trips

break
away

TOTAL TRIPS

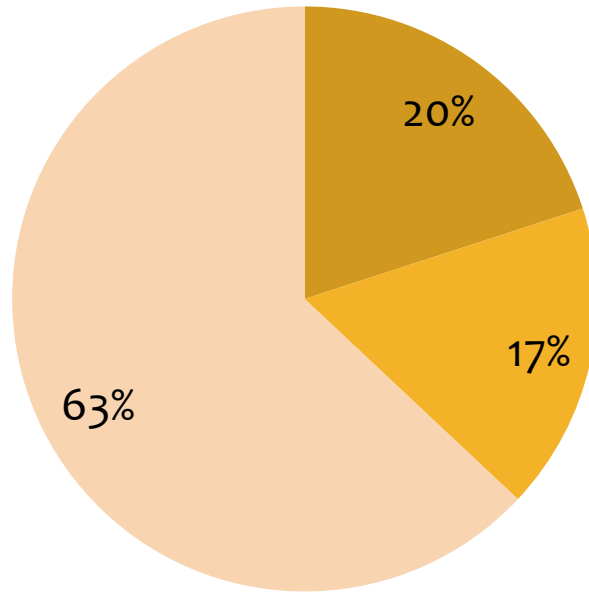
Median | 6 Trips
Mode | 4 Trips
Mean | 11.38 Trips

<i>Number of Trips</i>	<i>Number of Schools*</i>	<i>Percentage</i>
1 – 5	72	45.9%
6 – 10	34	21.7%
11 – 15	19	12.1%
16 – 20	10	6.4%
21 – 25	10	6.4%
25 – 30	2	1.3%
> 30	10	6.4%

2014 – 2015 National Chapter Survey
Break Away: The Alternative Break Connection

*157 schools reported.

break
away



- We actively pursue long-term relationships with community partners.
- We actively pursue new community partners from year to year.
- We strive to have a balance of "return" community partners and new community partners.

COMMUNITY PARTNERSHIPS

Average percentage of "return" community partners that programs are working with this academic year: 44%

INNOVATIVE ISSUES & POWERFUL TRIP TITLES

20% of schools currently offer Curriculum Based Alternative Breaks (CBAB)

- **Bridging the Civil Military Divide: Military Service as Public Service in the 21st Century** | [Stanford University](#)
- **Brightening Communities: Renewable Energy in Low Income Neighborhoods** | [Michigan State University](#)
- **Let's Talk About Sex: Exploring Gender Misrepresentations in the Mass Media** | [Rollins College](#)
- **Uncovering Racial Identity in Post-Apartheid South Africa: The Colors of the "Rainbow Nation"** | [American University](#)
- **Asian Americans: A Closer Look at the "Model Minority" Myth** | [Princeton University](#)
- **Unchaining Opportunity: The Intersection of Incarceration and Social Justice** | [College of William & Mary](#)
- **Between Two Worlds: Exploring Navajo Nation, Cultural Continuity, and Legacy** | [Sonoma State University](#)
- **Creativity in Curriculum: The Importance of Art in Education** | [University of Iowa](#)
- **Cash, Coal and Culture: Appalachian Communities in Harlan, Kentucky** | [University of Maryland](#)

PARTICIPANTS

Total number of Participants: 19,966

Average number of Participants per trip: 11.77

<i>Number of Participants</i>	<i>Number of Schools*</i>	<i>Percentage</i>
1 – 20	17	10.6%
21 – 40	39	24.2%
41 – 60	16	9.9%
61 – 80	19	11.8%
81 – 100	17	10.6%
101 – 150	14	8.7%
151 – 200	10	6.2%
201 – 300	16	9.9%
301+	12	7.5%

break
away

PARTICIPANT

BREAK

DOWN

Participants

Participant Average

*Total Participants**

Freshman	23.45	3,658
Sophomore	29.11	4,541
Junior	29.18	4,377
Senior	23.21	3,482
Graduate	3.56	381
Staff/Faculty	6.48	888

2014 – 2015 National Chapter Survey
Break Away: The Alternative Break Connection

**2 schools left this question unanswered.*

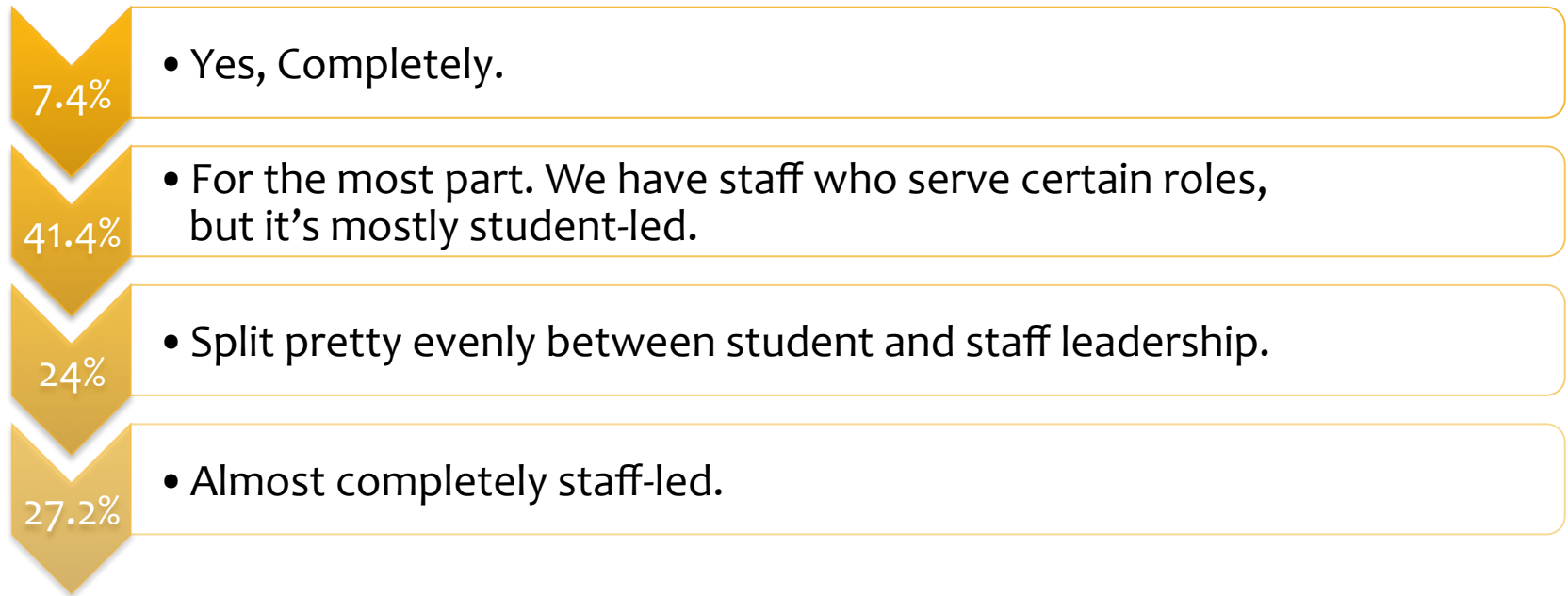
SELECTIONS PROCESSES

➤ Application only	43%
➤ Written application, personal interview	27%
➤ Sign up: first come, first served	10%
➤ Other*	10%
➤ Written application, group interview	8%
➤ Lottery system (random drawing)	3%

- ***65% of schools offer full or partial scholarships to students interested in going on an alternative break.***

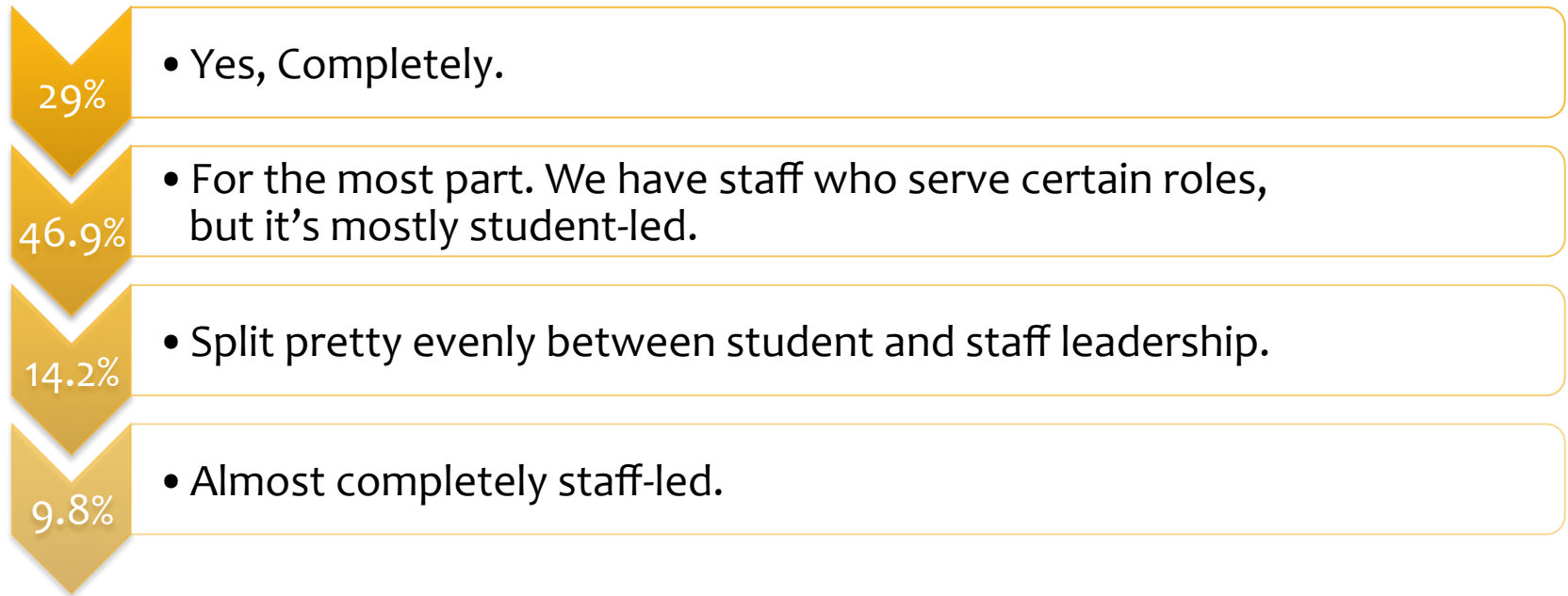
STUDENT LEADERSHIP

Is the *program* student-led?



STUDENT LEADERSHIP

Are *trips* student-led?



SITE LEADERS

Total number of Site Leaders: 3,100

<i>Site Leaders</i>	<i>Number of Schools*</i>	<i>Percentage</i>
1 – 5	45	28.3%
6 – 10	37	23.3%
11 – 20	22	13.8%
21 – 30	18	11.3%
31 – 40	11	6.9%
41 – 50	5	3.1%
51 – 100	9	5.7%
101+	3	1.9%

ALTERNATIVE BREAK STAFF & FACULTY

How much time does the main staff advisor dedicate to the program?

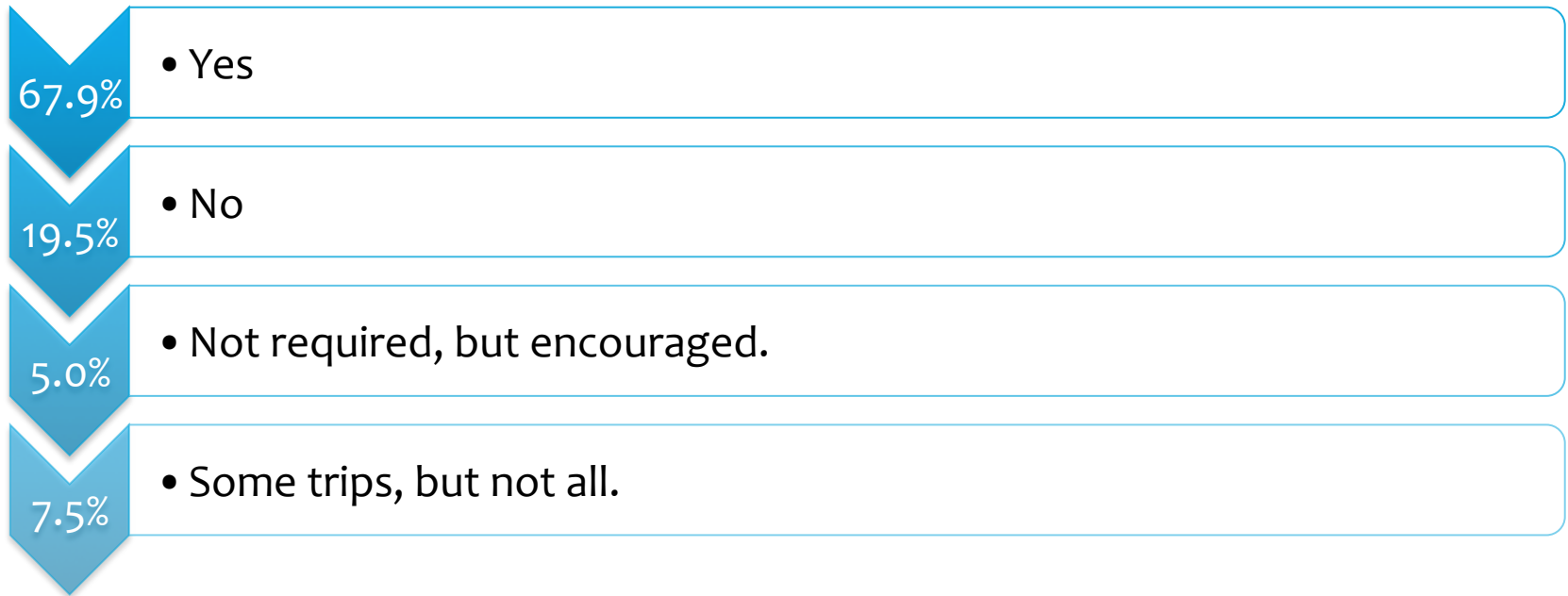
Hours Worked*	Number of Schools	Percentage
1 – 10 Hours	62	38.0%
11 – 20 Hours (Part-Time)	45	27.6%
21 – 30 Hours	24	14.7%
31 – 40 Hours (Full-Time)	17	10.4%

2014 – 2015 National Chapter Survey
Break Away: The Alternative Break Connection

**15 schools indicated that they do not currently have a dedicated staff/faculty advisor.*

ALTERNATIVE BREAK STAFF & FACULTY

*Are faculty/staff required on trips?**



ALTERNATIVE BREAK STAFF & FACULTY

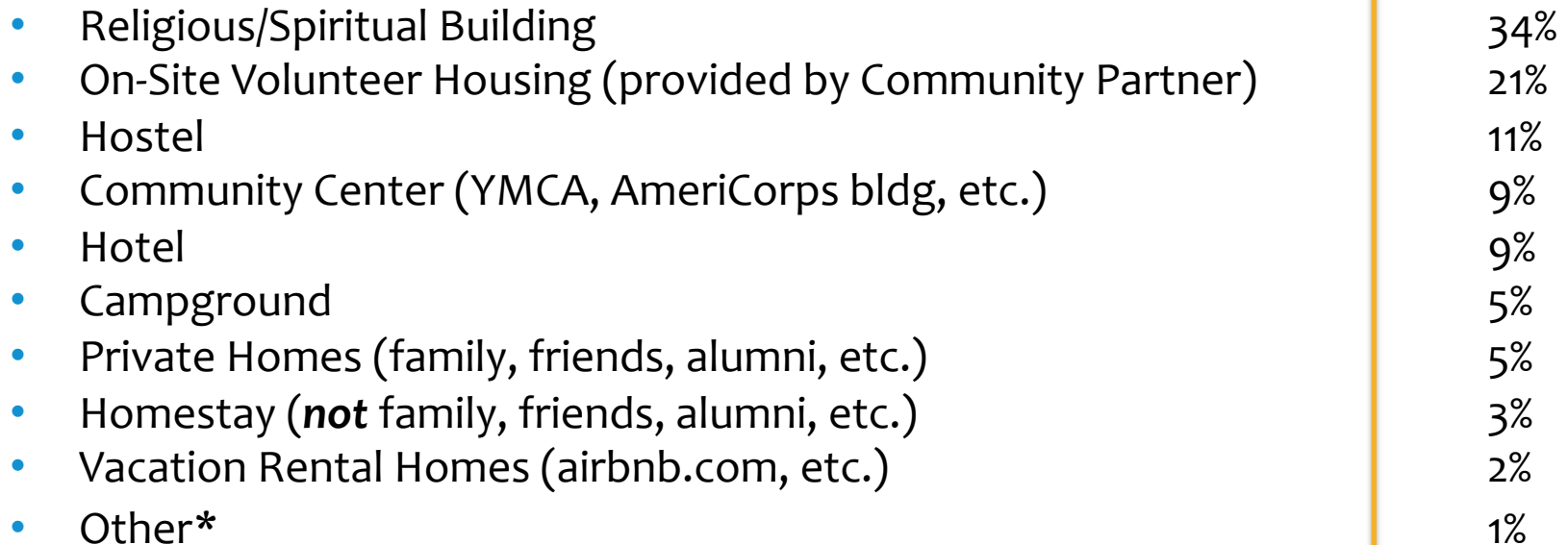
*How are they utilized on alternative break trips?**

• Crisis Management/Emergency: alcohol, personal safety	89.4%
• Van Drivers	70.4%
• Money Handlers	66.9%
• Learning Partners/Issue-Specific Educators	42.3%
• Full Participants – no extra or special responsibilities	34.5%
• Reflection Facilitators	31.0%
• Logistics	35.9%
• Trip Leaders (with help of student co-leader)	24.7%

2014 – 2015 National Chapter Survey
Break Away: The Alternative Break Connection

**24 schools selected “other” as an option and described staff serving support roles, taking on some logistic responsibilities, doing site visits, or that it depended on the trip.*








ALTERNATIVE BREAK HOUSING



• Religious/Spiritual Building	34%
• On-Site Volunteer Housing (provided by Community Partner)	21%
• Hostel	11%
• Community Center (YMCA, AmeriCorps bldg, etc.)	9%
• Hotel	9%
• Campground	5%
• Private Homes (family, friends, alumni, etc.)	5%
• Homestay (not family, friends, alumni, etc.)	3%
• Vacation Rental Homes (airbnb.com, etc.)	2%
• Other*	1%

ALTERNATIVE BREAK HOUSING







Most Expensive Housing Cost (per night/per participant)

• \$1 – 5		2.5%
• \$6 – 10		3.2%
• \$11 – 15		8.2%
• \$16 – 20		10.8%
• \$21 – 25		13.9%
• \$26 – 30		12.7%
• >\$30		39.2%

➤ **413 trips** were housed at **zero cost*** to the alternative break program this year.

➤ Approximately **\$1,165,174.36**** was spent on housing for alternative breaks during the 2014 – 2015 school year.

Least Expensive Housing Cost (per night/per participant)

• \$1 – 5		27.9%
• \$6 – 10		17.1%
• \$11 – 15		13.3%
• \$16 – 20		10.1%
• \$21 – 25		4.4%
• \$26 – 30		2.5%
• >\$30		5.7%

2014 – 2015 National Chapter Survey
Break Away: The Alternative Break Connection

*Several schools indicated a commitment to giving donations to Housing Partners.

**128 schools reporting.

AVERAGE TRIP COSTS | INTERNATIONAL & DOMESTIC

Average **Advertised Cost** of Domestic **Driving Trips** | **\$253**

Average *True Cost* of Domestic **Driving Trips** | **\$392**

.....

Average **Advertised Cost** of Domestic **Flying Trips** | **\$532**

Average *True Cost* of Domestic **Flying Trips** | **\$932**

.....

Average **Advertised Cost** of **International Trips** | **\$1395**

Average *True Cost* of **International Trips** | **\$1556**

break
away

PROGRAM FUNDING

BREAK DOWN*

- Office Budget (granted through the center that houses the program) 62.1%
- Participant Fees (out-of-pocket deposits due with application) 50.6%
- Student Government 23.6%
- Participant Fundraising (programs, events, campaigns) 18.1%
- University Administration (Office of the President, etc.) 7.9%
- Grants 6.6%
- University Endowment 3.5%
- Local Businesses 1.9%
- Corporate Donations 1.7%

2014 – 2015 National Chapter Survey
Break Away: The Alternative Break Connection

**Institutions were asked to estimate - adding up to 100% - their program's received budget.*

TOP TEN | ALTERNATIVE BREAK SOCIAL ISSUES

- ① **Environmental Stewardship**
- ② Issues related to **Homelessness**
- ③ Work with **Children and Youth**
- ④ Issues related to systems of **Education**
- ⑤ **Hunger** and Access to Food
- ⑥ Issues of **Urban Poverty**
- ⑦ Access to **Affordable Housing**
- ⑧ Issues related to **Health**
- ⑨ **Social Justice** and **Advocacy** work
- ⑩ Work focused on **Cultural Issues**

HIGHEST PERCENTAGE OF BREAKERS ON CAMPUS

①	Rollins College	14.23%
②	Buena Vista University	11.61%
③	Cornell College	11.02%
④	Warren Wilson College	10.35%
⑤	Alma College	9.24%
⑥	Rice University	8.60%
⑦	Gettysburg College	7.86%
⑧	Vanderbilt University	6.83%
⑨	St. Norbert College	6.57%
⑩	Elon University	6.25%

LARGEST ALTERNATIVE BREAK PROGRAMS

	# of Participants	# of Trips
University of Missouri	1,469	129
The Ohio State University	1,200	85
Central Michigan University	641	55
University of Connecticut	624	30
James Madison University	619	49
Vanderbilt University	467	40
Florida International University	420	45
University of Maryland, College Park	420	33
Northwestern University	400	22
University of Michigan	356	37

THANK YOU TO ALL PARTICIPATING INSTITUTIONS

Agnes Scott College

Alma College

Alvernia University

American University

Appalachian State University

Auburn University

Baldwin Wallace

Bowdoin College

Bowling Green State University

Bridgewater State University

Buena Vista University

Butler University

Cal Poly, San Luis Obispo

California Lutheran University

Carroll University

Central Michigan University

Clafin University

Cleveland State University

Coastal Carolina University

College of Charleston

College of William & Mary

Colorado State University

Cornell College

Davenport University

Davidson College

Denison University

Drury University

East Tennessee State University

Eastern Kentucky University

Eastern Michigan University

Elon University

Embry-Riddle Aeronautical University

Emory University

Florida Atlantic University

Florida International University

Florida State University

George Mason University

Georgia Southern University

Georgia State University

Gettysburg College

Grand Valley State University

Greenville Technical College

Hamline University

Illinois State University

Indiana State University

James Madison University

Johnson State College

Juniata College

Kansas State University

Keene State College

Kennesaw State University

Kenyon College

La Salle University

Lafayette College

Lasell College

Lock Haven University

Longwood University

Loyola Marymount University

Massachusetts Institute of Technology

Miami Dade College

Michigan State University

Middlebury College

Millersville University

Missouri State University

Missouri University of Science & Technology

Mitchell College

Montgomery College

Mott Community College

Mount Ida College

Naropa University

Nazareth College

New York University

Northern Arizona University

Northern Illinois University

Northwestern University

Nova Southeastern University

Old Dominion University

Penn State University

Pierce College

Princeton University

2014 – 2015 National Chapter Survey
Break Away: The Alternative Break Connection

THANK YOU TO ALL PARTICIPATING INSTITUTIONS

Ramapo College of New Jersey

Rice University

Rochester Institute of Technology

Rollins College

Rutgers University

Saginaw Valley State University

Salt Lake Community College

Sam Houston State University

Santa Fe College

Snow College

Sonoma State University

Southern Illinois University Edwardsville

Southern Methodist University

Southern New Hampshire University

Southern Utah University

Southwestern University

St. Norbert College

Stanford University

Stephen F. Austin State University

Stony Brook University

SUNY Buffalo State

Texas Tech University

The Ohio State University

The University of Alabama

The University of Arizona

Towson University

Transylvania University

Tulane University

University of Alaska Fairbanks

University of California, San Diego

University of Central Florida

University of Central Oklahoma

University of Colorado Boulder

University of Colorado Denver

University of Connecticut

University of Delaware

University of Florida

University of Idaho

University of Iowa

University of Kentucky

University of Louisville

University of Maine

University of Maryland, College Park

University of Massachusetts Boston

University of Miami

University of Michigan-Ann Arbor

University of Michigan-Dearborn

University of Missouri

University of Nevada, Las Vegas

University of North Alabama

University of North Carolina at Greensboro

University of North Florida

University of Northern Colorado

University of Oregon

University of South Carolina Beaufort

University of South Carolina Upstate

University of South Dakota

University of South Florida

University of Tampa

University of Tennessee-Knoxville

University of Texas at Dallas

University of Utah

University of Vermont

University of Wisconsin Oshkosh

University of Wisconsin-Stevens Point

University of South Florida St. Petersburg

Utah State University

Utah Valley University

University of Washington Tacoma

University of Wisconsin River-Falls

Vanderbilt University

Virginia Tech

Warren Wilson College

Wartburg College

Washington University in St. Louis

Weber State University

West Chester University

Whitman College

Widener University

Winthrop University

Wofford College

Xavier University

2014 – 2015 National Chapter Survey
Break Away: The Alternative Break Connection

WE APPRECIATE YOUR PARTICIPATION
IN THE NATIONAL SURVEY.

THANK YOU FOR YOUR DEDICATION TO THE MOVEMENT.

